

Technical Data Sheet
WAKOL PU 225 Wood Flooring Adhesive

WAKOL®

Pursuing excellence unites



- Easy to apply
- Water resistant when cured
- Superior bonding strength
- Long working time
- Solvent free, water free
- Can be used directly over WAKOL PU 280 Moisture Barrier
- Up to 100% rH** (See below for details)



Specifications

Raw material base: Polyurethane resin and hardener

Type: Firm, solvent free 2-component polyurethane wood floor adhesive

Color: Tan

Odor: None to negligible

VOC Content: 0 g/l US regulatory

Pot-Life: 35-40 minutes

Working Time: up to 50 minutes

Cure Time: 48-72 hours

Cleaning agent: WAKOL RT 5960 Cleaning Towels or mineral spirits before product dries

Shelf Life: 12 months in unopened container at 70°F / 21°C, not below 40°F / 5°C

Freeze/thaw stable: Yes

Unit Size: 1 gal.

Unit Weight: 17.6 lbs. ea.

Units per pallet: 56 pieces (combination pack A&B)

Item Number: WA-FL-074

368602US00 1123 WAKOL PU 225 Wood Flooring Adhesive

Loba-Wakol, LLC | 2732 HWY 74 W | Wadesboro, NC 28170 | T: 800.230.6456 | F: 704.527.5922 | www.loba-wakol.com

Important Information

Jobsite conditions must meet the NWFA, ASTM, and/or RFCI Guidelines. Doors and windows must be installed and the HVAC running to simulate the living environment climate conditions at work site: 60°F to 75°F (15°C to 24°C), 40% to 75% relative humidity. Acclimate materials to acceptable jobsite conditions.

If a moisture barrier or primer is needed prior to the installation with WAKOL PU 225 Wood Flooring Adhesive, use WAKOL PU 280 Moisture Barrier exclusively.

WAKOL PU 225 Wood Flooring Adhesive can be used above grade, on grade and below grade. Do not use on subfloors with excessive moisture or hydrostatic pressure.

**Approved for concrete substrates up to 100% rH when used in conjunction with WAKOL PU 280 Moisture Barrier.

Recommended Use – On properly prepared absorbent and non-absorbent subfloors

- Commercial / Residential
- Engineered hardwood without limitations
- Can be used directly over WAKOL PU 280 Moisture Barrier
- 3/4" solid wood strip as well as wood planks
- Hardwood end grain blocks
- Engineered cork flooring with and HDF/MDF core and a cork backing
- Cork underlayment
- Bamboo flooring strand-woven or engineered
- Finger Parquet
- WAKOL TS 102 Sound Dampening Underlayment
- WAKOL RP 104 Decoupling Sheet
- Floating cork planks with wood, MDF or natural cork backing if glue-down installation is approved from the manufacturer
- Cork rubber tiles/rolls

Subfloors / Substrates

All surfaces must meet the NWFA, ASTM, and/or RFCI Guidelines. All concrete surfaces must meet ASTM F710 standards. They must be permanently dry, smooth, and flat. They must be structurally sound, solid, well fastened, clean and free from dust, oil, grease, paint, wax, old adhesive. Mechanically remove parting compounds, surface hardeners and sealers which are known to interfere with the bond of the product to concrete, as well as loosely bonded toppings, primers or any other deleterious substances that may prevent or reduce adhesion.

Concrete

Concrete floors must be constructed, finished, and cured (minimum 30 - 60 days) in accordance with the American Concrete Institute (ACI) 302 "Guide for Concrete Floor and Slab Construction" (Class 2 or 4) with a minimum compressive strength of 3,500 psi (246 kg / cm²).

- Before starting installations on concrete subfloors, moisture test must be conducted. Emission of moisture through the subfloor should not exceed 3 pounds / 1,000 sqft / 24 hours (ASTM F1869) or 80% rH (ASTM F2170).

*For concrete substrates higher than 80% rh, it is required to first apply WAKOL PU 280 Moisture Barrier.

Gypsum (and other moisture sensitive substrates)

Gypsum underlayment must meet the minimum compressive strength requirements of the floor covering being installed. Loose, friable, or dusty gypsum can be consolidated/solidified by application of a single coat of WAKOL PU 280 Moisture Barrier.

Wood subfloors / underlayment

OSB, plywood, particle board and wooden planks which are approved from the manufacture as underlayment for resilient flooring installation. Confirm minimum total thickness of wood substrates required by the floor covering manufacturer.

Terrazzo and ceramic tiles

Existing terrazzo and ceramic tiles must have full adhesion to the subfloor. Remove all residues of maintenance products and other materials that may inhibit a good adhesion. Abrade subfloor with 40 or 60 grit sandpaper to ensure a mechanical bond.

Leveling compounds

Rough surfaces must be treated with Wakol approved Leveling Compounds. Please check Technical Data Sheet for details. Alternative leveling compounds may be used if approved by the floor covering manufacturer.

WAKOL PU 280 Moisture Barrier

NOTE: WAKOL PU 280 Moisture Barrier will create a non-absorbent substrate. Observe instructions below for non-absorbent substrates.




Can be directly applied to WAKOL PU 280 Moisture Barrier.

Application and Coverage*

Using a notched trowel, apply uniformly on the subfloor, without letting the adhesive pool. Place the wood flooring immediately and press it down firmly. Ensure that the underside of each piece of flooring is sufficiently coated with adhesive (90% adhesive transfer). Any wet adhesive can be removed using the WAKOL RT 5960 Cleaning Towels.

Note: Adhesive should be transferred out of the bucket as soon as it is mixed. Adhesive left in the bucket will have a reduced working time.

Adhesive transfer to back of flooring should be at least 90%

	Recommended Wakol Trowel
3/4" Solid wood strip and plank without dimensional limitations End grain blocks Floating cork planks with wood, MDF or natural cork backing	WAKOL B13  1/4" by 1/2" by 1/4" V-notch (40-55 sq.ft./gal.)
Engineered wood without dimensional limitations WAKOL RP 104 Decoupling Sheet	WAKOL B5  3/16" by 1/2" by 1/4" V-notch (55-70 sq.ft./gal.)
WAKOL TS 102 Sound Dampening Underlayment, cork rubber tiles/rolls	WAKOL B1  5/64" by 3/32" by 7/64" V-notch (up to 100 sq.ft./gal.)

*Coverage is dependent on the surface structure and absorbcency of the substrate.

Symbols



<https://www.wakol-usa.com/symbol>

Disclaimer

The responsibility of the suitability of Wakol products for each individual case cannot be assumed, as the manufacturer has no influence on the proper application of the product by the installer and/or contractor. The directions for use were established based on research, experience and tests believed reliable. Any liability on the part of the seller cannot be derived therefrom. Verbal information is subject to written confirmation.

All Wakol Technical Data Sheets can be found at www.loba-wakol.com.

This Technical Information of 11/15/2023 supersedes all previous versions.

For Technical support contact Loba-Wakol, LLC at 800.230.6456 (extension 2) or by e-mail at: technical@loba-wakol.com.